

Certificate ID: **85260**

 Received: **8/4/20**

 Scan QR Code
 for authenticity

ProGro LLC
817 Rt 97
Waterford, PA 16441
Attn: Tricia Restifo

 Client Sample ID: **Isolate 500 CBD Oil Natural**

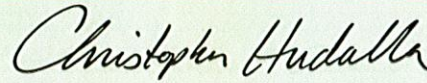
 Lot Number: **2000-003-405-2**

 Matrix: **Tincture/Infused Oil - Hemp Seed Oil**

Authorization:


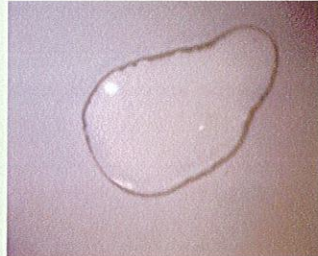
Chris Hudalla, Chief Science Officer

Signature:



Date:

8/12/2020



The data contained within this report was collected in accordance with the requirements of ISO/IEC17025:2017. I attest that the information contained within the report has been reviewed for accuracy and checked against the quality control requirements for each method. These results relate only to the test article listed in this report. Reports may not be reproduced except in their entirety.

CN: Cannabinoid Profile & Potency [WI-10-17 & WI-10-17-01]

 Analyst: *JFD*

 Test Date: *8/11/2020*

The client sample was analyzed for plant-based cannabinoids by Liquid Chromatography (LC). The collected data was compared to data collected for certified reference standards at known concentrations.

85260-CN

ID	Weight %	Concentration (mg/mL)		
D9-THC	ND	ND		
THCV	ND	ND		
CBD	2.22	20.0		
CBDV	0.0138	0.124		
CBG	ND	ND		
CBC	ND	ND		
CBN	ND	ND		
THCA	ND	ND		
CBDA	ND	ND		
CBGA	ND	ND		
D8-THC	ND	ND		
exo-THC	ND	ND		
Total	2.23	20.1	0%	Cannabinoids (wt%) 2.2%
Max THC	ND	ND		
Max CBD	2.22	20.0		

Limit of Quantitation (LOQ) = 0.0117 wt%

Max THC (and Max CBD) are calculated values for total cannabinoids after heating, assuming complete decarboxylation of the acid to the neutral form. It is calculated based on the weight loss of the acid group during decarboxylation: Max THC = (0.877 x THCA) + THC. This calculation does not include other cannabinoid isomers (eg. D8-THC and exo-THC). ND = None detected above the limits of detection (LOD), which is one third of LOQ.

END OF REPORT